

SEMICON® Singapore 2007 Visitor Analysis

SEMICON Singapore was held 8-10 May. Use this important information from the exposition to plan for SEMICON Singapore 2008. For more information about SEMI (the producers of SEMICON Singapore), visit www.semi.org

REGISTRATION FIGURES

➤	Registered Visitors (Exposition)	9,267
	Registered Visitors (Programs)	214
	Registered Exhibiting Personnel	3,787
	TOTAL REGISTRANTS	13,268
➤	Total Verified Visitors	8,283

EXHIBITOR ANALYSIS

➤	Number of Companies:	338
➤	Net Square Meters:	5,476

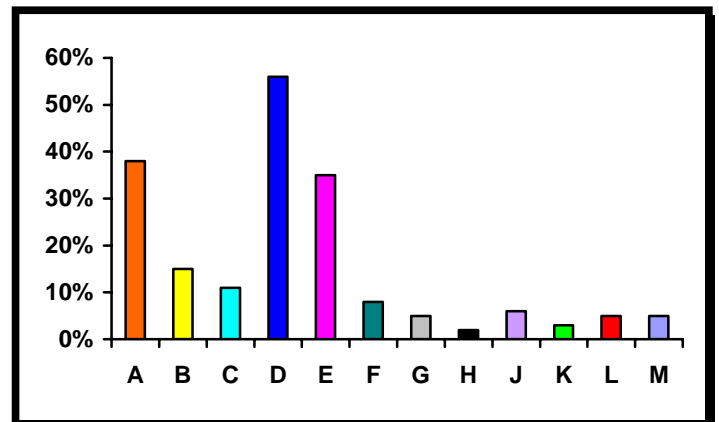
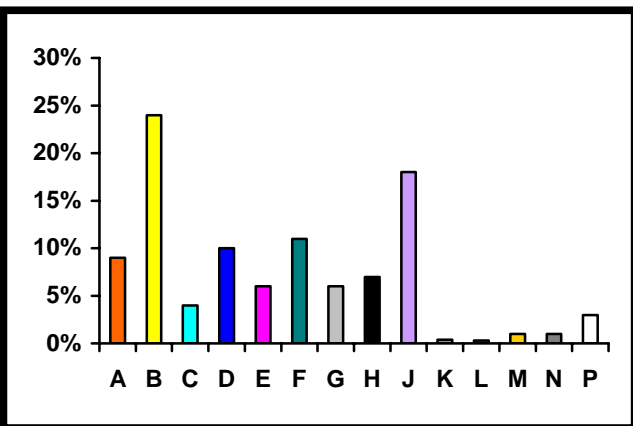
MAIN PRODUCT VISITING COMPANY SELLS OR MANUFACTURES AT THEIR LOCATION

Some visitors indicated more than one answer; therefore the total is greater than 100%

VISITORS' MAIN JOB FUNCTION / RESPONSIBILITY

	%
A. Executive Management	9
B. Manufacturing/Eng./Operations Mgmt	24
C. Wafer Fabrication and Process Eng.	4
D. Assembly/Packaging Engineering	10
E. Quality Assurance and Test Engineering	6
F. Research & Development Engineering	11
G. Purchasing/Procurement	6
H. Facilities Engineering/Engineering Support	7
J. Marketing and Sales	18
K. Environment, Health & Safety	0.4
L. Government/Public Policy	0.3
M. Financial/Industry Analyst	1
N. Training	1
P. Other	3

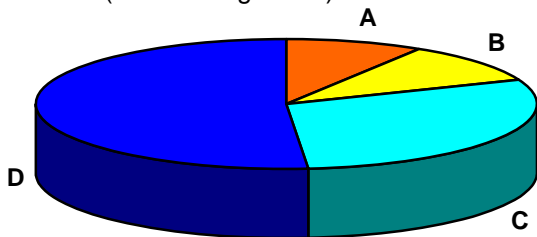
	%
A. Device Mfg - IDMs & Foundries	38
B. Device Mfg - Test, Assembly & Packaging Contract Service Provider	15
C. Device Mfg - Other	11
D. Equipment Manufacturers	56
E. Materials	35
F. Sub-Systems or Components or Parts	8
G. Factory Control Automation / Facilities	5
H. Software Provider	2
J. Manufacturing Services or Consulting	6
K. Business Services or Consulting	3
L. Support Products (incl. Consumables)	5
M. Other	5



SEMICON® Singapore 2007 Visitor Analysis

VISITORS' JOB LEVELS

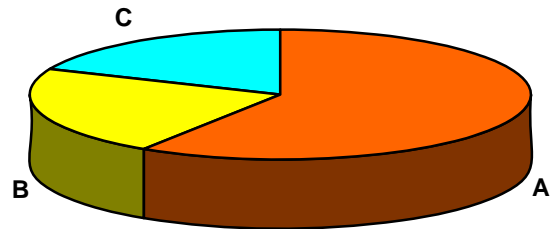
	%
A. Executive Management (Chairman, President, Chief, etc.)	9
B. Senior Management (Vice President, Director)	10
C. Other Management	30
D. Staff (Non-management)	52



VISITORS' PRODUCT OR SERVICE INTEREST

The majority of visitors indicated more than one interest category; therefore the total is greater than 100%.

	%
A. Equipment	192
B. Materials	72
C. Other Products & Services	60



VISITORS' BY COUNTRY

	%
Singapore	80.8
Malaysia	9.5
Indonesia	1.8
Korea	1.5
Japan	1.0
United States	1.0
Philippines	0.8
Thailand	0.8
Taiwan	0.7
India	0.4
China	0.4
All Other	1.3

Don't miss
 SEMICON Singapore 2008
 5-7 May